



SAP SRM



tutorialspoint

SIMPLY EASY LEARNING

www.tutorialspoint.com



<https://www.facebook.com/tutorialspointindia>



<https://twitter.com/tutorialspoint>

About the Tutorial

SAP SRM (Supplier Relationship Management) is a SAP product that facilitates the procurement of goods via a web-based platform. Organizations can procure all type of products like direct and indirect material, services and this can be integrated with SAP ERP modules and other non-SAP backend systems for accounting and planning.

This is an introductory tutorial that covers the basics of SAP SRM and how to deal with its various modules and sub-modules.

Audience

This tutorial has been prepared for professionals who aspire to learn the fundamentals of SAP SRM. Consultants and project team members who have already been implementing SAP SRM Server can also draw benefits from this tutorial and refresh their knowledge.

Prerequisites

The course is designed for beginners with little or no knowledge of SAP SRM. But you need to have a basic understanding of SAP Basics to make the most of this tutorial.

Copyright and Disclaimer

© Copyright 2018 by Tutorials Point (I) Pvt. Ltd.

All the content and graphics published in this e-book are the property of Tutorials Point (I) Pvt. Ltd. The user of this e-book is prohibited to reuse, retain, copy, distribute or republish any contents or a part of contents of this e-book in any manner without written consent of the publisher.

We strive to update the contents of our website and tutorials as timely and as precisely as possible, however, the contents may contain inaccuracies or errors. Tutorials Point (I) Pvt. Ltd. provides no guarantee regarding the accuracy, timeliness or completeness of our website or its contents including this tutorial. If you discover any errors on our website or in this tutorial, please notify us at contact@tutorialspoint.com.

Table of Contents

| | |
|--|-----------|
| About the Tutorial..... | i |
| Audience | i |
| Prerequisites | i |
| Copyright and Disclaimer | i |
| Table of Contents | ii |
| 1. SAP SRM – OVERVIEW | 1 |
| Key Benefits and Functionalities | 1 |
| Technical Benefits of SAP SRM | 2 |
| 2. SAP SRM — NAVIGATION | 3 |
| 3. SAP SRM — FUNCTIONS..... | 7 |
| 4. SAP SRM — SOFTWARE COMPONENTS..... | 9 |
| 5. SAP SRM — DEPLOYMENT OPTIONS | 11 |
| Standalone Deployment..... | 11 |
| Classic Scenario | 11 |
| Extended Classic Deployment | 11 |
| Decoupled Deployment..... | 12 |
| 6. SAP SRM — CONTRACT MANAGEMENT | 13 |
| Integration with SAP ERP to Upload Contracts | 13 |
| Change History in CCM | 14 |
| Uploading and Managing Central Contracts in ERP | 16 |
| Managing Authorization in Central Contract | 16 |
| Performing Changes in Central Contract..... | 18 |
| 7. SAP SRM — CREATING A CENTRAL CONTRACT..... | 19 |

| | |
|---|----|
| Central Contract Status | 20 |
| 8. SAP SRM — BID INVITATION..... | 22 |
| Creating Bid Invitations in Bidding Engine | 22 |
| Types of Bid Invitation | 23 |
| 9. SAP SRM — QUOTATION AND LIVE AUCTION COCKPIT | 31 |
| Creating Live Auction | 31 |
| Converting RFx to Auction..... | 33 |
| 10. SAP SRM — PROCUREMENT..... | 34 |
| 11. SAP SRM — INVOICING AND PURCHASE ORDER..... | 35 |
| Creating Collective Invoice | 35 |
| 12. SAP SRM — SHOPPING CART..... | 37 |
| Types of Shopping Cart..... | 38 |
| Key Steps in Creating a Shopping cart | 39 |
| 13. SAP SRM — SUPPLIER SELF-SERVICE..... | 41 |
| Supplier Self-service: Other Functions..... | 41 |
| 14. SAP SRM — POST INSTALLATION FOR LAC | 45 |
| 15. SAP SRM — CONFIGURING SINGLE SIGN-ON..... | 46 |
| 16. SAP SRM — SUPPLIER EVALUATION | 50 |
| Creating Supplier Survey Cockpit..... | 50 |
| Evaluation Area..... | 51 |
| Evaluation Category | 52 |
| 17. SAP SRM — SRM MDM CATALOG UPGRADE | 53 |
| 18. SAP SRM — SECURITY..... | 54 |

| | |
|---|-----------|
| Profile Generator (PFCG) | 57 |
| Central User Administration | 59 |
| UME Engine | 59 |
| 19. SAP SRM — SYSTEM LANDSCAPE | 61 |
| Operational Contract Management | 62 |
| 20. SAP SRM — NETWORK AND COMMUNICATION SECURITY | 63 |
| Other Internal Services in SAP | 66 |
| 21. SAP SRM — AUDITING AND LOGGING | 67 |

1. SAP SRM – Overview

SAP SRM (Supplier Relationship Management) is a SAP product that facilitates the procurement of goods via a web-based platform. Organizations can procure all type of products like direct and indirect material, services and this can be integrated with SAP ERP modules and other non-SAP backend systems for accounting and planning.

SAP SRM allows you to optimize your procurement process to work effectively with suppliers to get long term benefits and also to perform forecasting, procurement cycle and to work with partners. You can reduce the time span and costing of procurement cycle using innovative methods to manage business processes with key suppliers.

SAP SRM supports the full procurement cycle, i.e., starting from source and purchase to pay through complete procurement process with suppliers and effectively managing supplier to build long-term relationship.

SAP SRM helps you to emphasize supplier performance management and helps you to streamline the procurement operations, put compliance with contracts and purchasing policies, and improve overall cost management and expenditure.

Key Benefits and Functionalities

There are various benefits and key functionalities that you can achieve by using SAP SRM product and by integrating with other SAP ERP modules and non-SAP systems for planning and optimization.

Following are the key benefits of SAP SRM:

Catalog Management

Suppliers can easily manage catalog data and this data can easily be integrated with business processes like accounting, finance and planning.

Procure to Pay Optimization

Using SAP SRP product, you can streamline procure to pay lifecycle and improve communication with supplier and cost management.

Self Service Procurement

End-users can search products using multiple product catalog and helps them to find and purchase product that are compliant with purchase and procurement policy of the company.

Reporting Functionality

Using SAP Supplier Relationship management, you can create reports related to procurement activities, compliance and contract management, and managing costing in procurement process.

Contract Management

You can manage contracts using secure central repository. This helps to reduce compliance violations and allows end-users to follow business processes during self-service procurement.



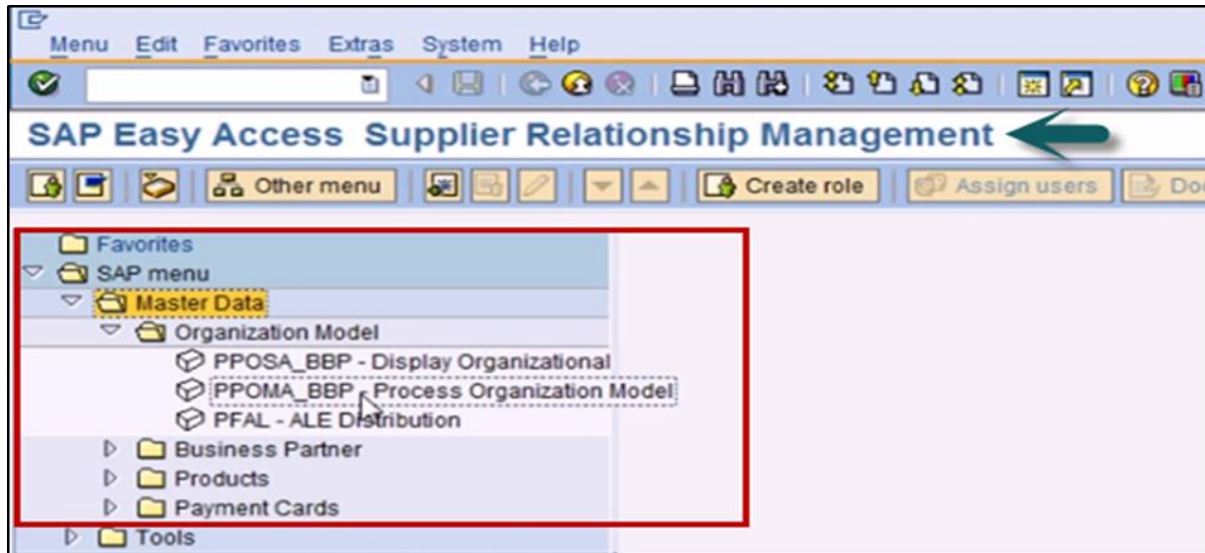
Technical Benefits of SAP SRM

Following are the technical benefits of SAP SRM:

- **Live Auction Cockpit** to perform real time monitoring and bidding process in procurement process.
- **SAP NetWeaver Business Intelligence** to perform data warehousing, analytics and web-based reporting.
- **Easy transactions** between SAP SRM and online transaction processing system OLTP.
- **SAP bidding engine** to create quotations and to process them.

2. SAP SRM — Navigation

To check SAP SRM software navigation, you can login to SRM system using SAP GUI client. Select SRM system and enter the user name and password. It will display the SAP Easy Access Supplier Relationship Management screen.

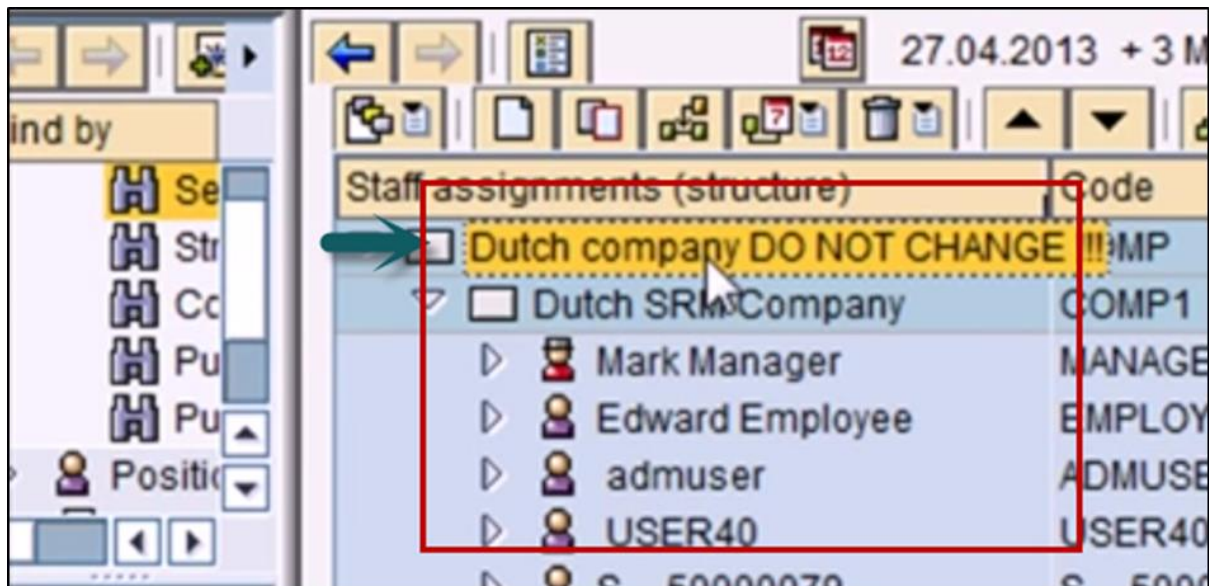


In SAP menu, you have various folders like:

- Master Data
- Business Partner
- Products
- Payment Cards

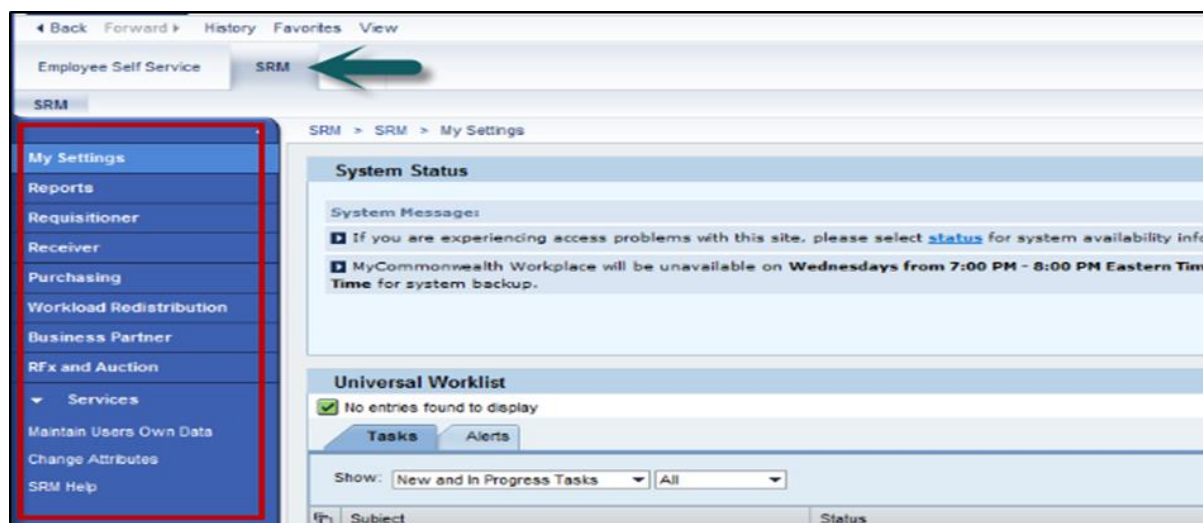
To open Organization model, you can run T-code or go from Master data -> Process Organization Model.

When you build an organization structure, it is created downward. At the top, you have root organization structure and then you have other organization units like subsidiary, business units, etc.



You can also access SAP SRM Portal Desktop using web URL. The portal area is divided into the following parts:

- At the top, you have SRM Work Centers.
- To the left, you have Navigation area.
- At the bottom, you have Content area.



As per the SRM user role, the left side navigation area is displayed. If you have access, you can see additional fields in SRM portal. On the left side, you can select work set and Person Object Work list will be displayed on the right side.

The results of selected query are displayed in a table form.

Shopping Carts

Show Quick Criteria Maintenance

View: [Standard View] Shop | Display | Edit | Delete | Create Confirmation | Print Preview | Refresh | Export

| Shopping Cart Number | Shopping Cart Name | Item Number | Configurable Item Number | Item Name | Status | Created On | Quantity | Unit | Net Value | Currency | Total Net Value |
|----------------------|----------------------------|-------------|--------------------------|----------------------------------|----------|---------------------|-----------|------|------------|----------|-----------------|
| 11512620 | P00446880 01/29/2014 09:37 | 1 | | Latex exam szS powder free 5mil | Saved | 01/29/2014 09:42:21 | 50.000 | BOX | 310.50 | USD | 772.50 |
| 11512620 | P00446880 01/29/2014 09:37 | 2 | | Latex exam szM powder free 5mil | Saved | 01/29/2014 09:42:26 | 50.000 | BOX | 231.00 | USD | 772.50 |
| 11512620 | P00446880 01/29/2014 09:37 | 3 | | Latex exam szXL powder free 5mil | Saved | 01/29/2014 09:42:27 | 50.000 | BOX | 231.00 | USD | 772.50 |
| 11512751 | 4217 Medical Supplies | 1 | | EMS ALS Medical Cases | Approved | 01/16/2014 13:57:56 | 500.000 | EA | 75,000.00 | USD | 255,000.00 |
| 11512751 | 4217 Medical Supplies | 2 | | Rescue Blanket | Approved | 01/16/2014 14:04:04 | 1,000.000 | EA | 25,000.00 | USD | 255,000.00 |
| 11512751 | 4217 Medical Supplies | 3 | | Emergency Stretcher | Approved | 01/16/2014 14:04:04 | 500.000 | EA | 30,000.00 | USD | 255,000.00 |
| 11512751 | 4217 Medical Supplies | 4 | | Emergency Hospital Svc | Approved | 01/16/2014 14:04:04 | 500.000 | H | 125,000.00 | USD | 255,000.00 |
| 11512710 | Demo Time Test 1-9-14 CA | 1 | | EMT ALS Medical Cases | Approved | 01/09/2014 08:33:09 | 500.000 | EA | 75,000.00 | USD | 255,000.00 |
| 11512710 | Demo Time Test 1-9-14 CA | 2 | | Rescue Blankets | Approved | 01/09/2014 08:35:28 | 1,000.000 | EA | 25,000.00 | USD | 255,000.00 |
| 11512710 | Demo Time Test 1-9-14 CA | 3 | | Emergency Stretcher | Approved | 01/09/2014 08:35:28 | 500.000 | EA | 30,000.00 | USD | 255,000.00 |

Last Refresh

You can select any of the rows in table and can use the top buttons like display, edit, delete, preview, refresh and export, etc.

In the following screenshot, you can see a table with a three-step approach to add goods to a shopping cart and complete and order.

Shop in 3 steps: Step 2 (Shopping Cart (1 item))

Previous Next Order Close Save Check

1 Select Goods/Service 2 Shopping Cart (1 item) 3 Complete and Order

Items in Shopping Cart

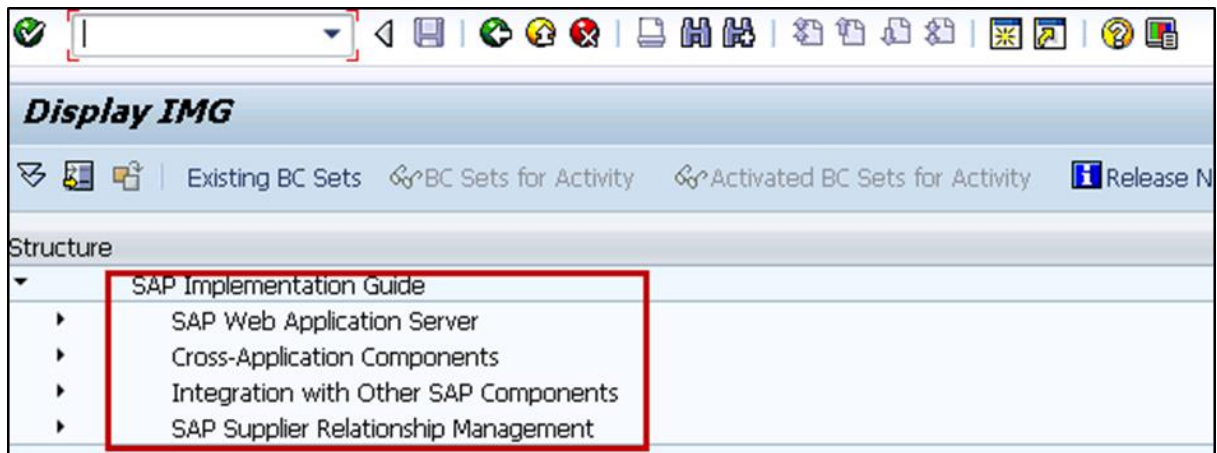
Details Add Item Copy Paste Duplicate Delete Filter Settings

| Line Number | Item Type | Product ID | Description | Product Category | Product Category Description | Quantity | Unit | Net Price / Limit | Currency | Option Type | Per | Order Type | Delivery Date | Notes | Attachments | Item Status | Supplier |
|---------------------------------|---------------------|---------------------------|-------------|------------------|------------------------------|----------|------|-------------------|----------|-------------|-----|------------|---------------|-------|-------------|-------------|----------|
| 1 | Material | HVAC A/C Unit Maintenance | 72151200 | HVAC CONS SVC | | 12.000 | MON | 525.00 | USD | | 1 | | 02/21/2014 | | | | None |
| * | Undefined Item Type | | | 80121800 | FAMILY LAW SVCS | 1.000 | | 0.00 | USD | | 1 | | 02/07/2014 | | | | |
| * | Undefined Item Type | | | 80121800 | FAMILY LAW SVCS | 1.000 | | 0.00 | USD | | 1 | | 02/07/2014 | | | | |
| * | Undefined Item Type | | | 80121800 | FAMILY LAW SVCS | 1.000 | | 0.00 | USD | | 1 | | 02/07/2014 | | | | |
| * | Undefined Item Type | | | 80121800 | FAMILY LAW SVCS | 1.000 | | 0.00 | USD | | 1 | | 02/07/2014 | | | | |
| * | Undefined Item Type | | | 80121800 | FAMILY LAW SVCS | 1.000 | | 0.00 | USD | | 1 | | 02/07/2014 | | | | |
| * | Undefined Item Type | | | 80121800 | FAMILY LAW SVCS | 1.000 | | 0.00 | USD | | 1 | | 02/07/2014 | | | | |
| * | Undefined Item Type | | | 80121800 | FAMILY LAW SVCS | 1.000 | | 0.00 | USD | | 1 | | 02/07/2014 | | | | |
| * | Undefined Item Type | | | 80121800 | FAMILY LAW SVCS | 1.000 | | 0.00 | USD | | 1 | | 02/07/2014 | | | | |
| Total Value 6,300.00 USD | | | | | | | | | | | | | | | | | |
| Tax amount 0.00 USD | | | | | | | | | | | | | | | | | |
| Total Val. (Gross) 6,300.00 USD | | | | | | | | | | | | | | | | | |

In the shopping cart, you can add, delete, copy, paste or duplicate an item in shopping cart. Note that you need to create a separate shopping cart for each supplier.

Performing search is easy and user-friendly. It eases the process of creating a Purchase Order for a few materials and some suppliers.

In SAP GUI, you can see the following configuration options under SAP SRM:



You can expand SAP SRM to see various settings under SRM system:



3. SAP SRM — Functions

You can perform various functions in SAP SRM. Using the SAP SRM portal, a user can use self-service option for different options.

The key functions in SAP SRM include the following:

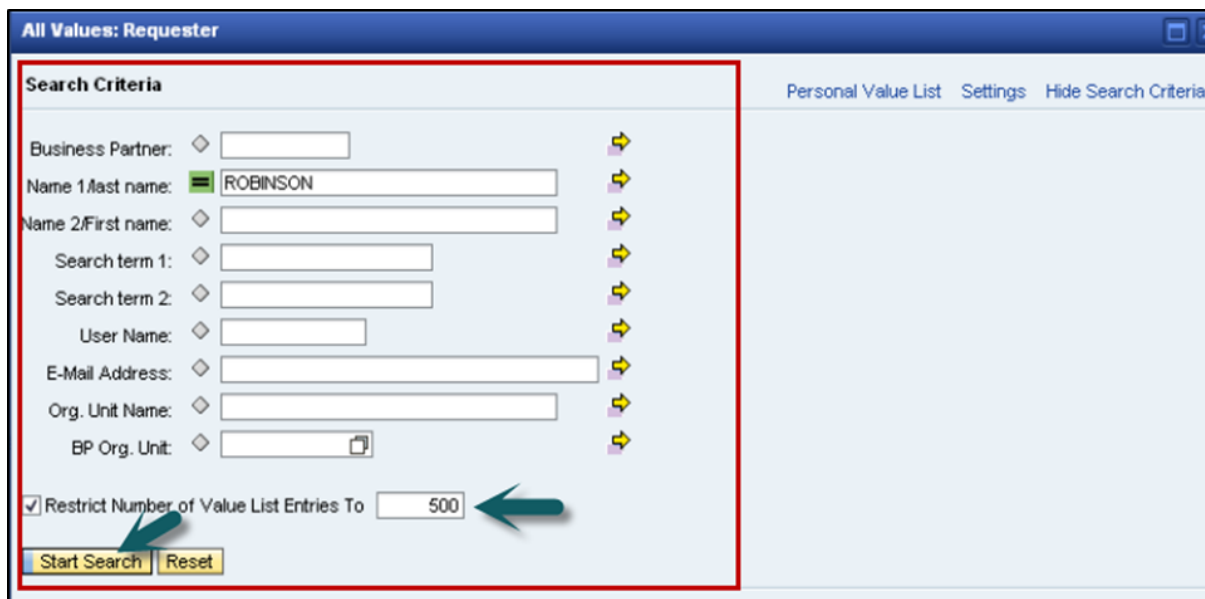
Navigation

In SAP SRM, screens are easy to navigate. SRM portal has a user-friendly and easy to manage look.

Searching

In SAP SRM portal, you can easily perform search for different products and suppliers. Search criteria is easy to use.

You can also restrict the number of entries in Search.



The screenshot shows a web browser window titled "All Values: Requester". The main content area is a search criteria form with the following fields:

- Business Partner:
- Name 1/last name:
- Name 2/First name:
- Search term 1:
- Search term 2:
- User Name:
- E-Mail Address:
- Org. Unit Name:
- BP Org. Unit:

Each field has a small diamond icon to its left and a yellow arrow icon to its right. At the bottom of the form, there is a checkbox labeled "Restrict Number of Value List Entries To" which is checked, followed by a text input field containing the number "500". Below this are two buttons: "Start Search" and "Reset".

To see the details, select the object and click the OK button.

| Partner | |
|--|--------|
| Details Add Send E-Mail Call Clear | |
| Function | Number |
| ▪ Requester | 326419 |
| ▼ Vendor | 100012 |
| ▪ Service Agent | |
| ▪ Goods Recipient | 326419 |
| ▪ Ship-To Address | 300001 |
| ▪ Location | 90 |

Purchase Orders

You can create purchase orders for a few of the material type. POs are also automatically created for some materials and suppliers.

Account Assignment

A user can also define default account preferences. Cost assignments can be defined as per quantity, percentage or value of the material. You can also search G/L codes online using search option.

Workflow

In SAP SRM, the approval process for Purchase Orders is very easy. This allows organization to perform goods requisition in an easy and simple manner.

Copying and Deleting

A user can use copying option to copy the items in the shopping cart. Edit option can be easily used to edit the address, cost distribution, etc.

Deletion is also easy in shopping cart as you can easily select a good in cart and delete it.

| Items in Shopping Cart | | | | | | | | | | | | | | | |
|--|---------------------|------------|---------------------------|------------------|------------------------------|----------|------|-------------------|----------|-------------|-----|------------|---------------|-------|-------------|
| Details Add Item Copy Paste Duplicate Delete | | | | | | | | | | | | | | | |
| Line Number | Item Type | Product ID | Description | Product Category | Product Category Description | Quantity | Unit | Net Price / Limit | Currency | Option Type | Per | Order Type | Delivery Date | Notes | Attachments |
| 1 | Material | | HVAC A/C Unit Maintenance | 72151200 | HVAC CONS SVC | 12.000 | MON | 525.00 | USD | | 1 | | 02/21/2014 | | |
| * | Undefined Item Type | | | 80121800 | FAMILY LAW SVCS | 1.000 | | 0.00 | USD | | 1 | | 02/07/2014 | | |
| * | Undefined Item Type | | | 80121800 | FAMILY LAW SVCS | 1.000 | | 0.00 | USD | | 1 | | 02/07/2014 | | |
| * | Undefined Item Type | | | 80121800 | FAMILY LAW SVCS | 1.000 | | 0.00 | USD | | 1 | | 02/07/2014 | | |

4. SAP SRM — Software Components

There are various application and technology components that are a part of SAP Supplier Relationship Management product. Application components include components that are required to create RFx and submit bids, for financial management, BI needs, Enterprise portal for application interaction and other various components to perform different functions.

Technology component consists of NetWeaver Process Integration to integrate with SAP and non-SAP external systems, SAP GUI for configuration, and R/3 plugin for Master Data.

Let's see each of the components under application and technology in detail:

SAP Supplier Relationship Management Server

SAP SRM server includes SAP SRM server and SAP Bidding engine. SAP SRM is based on SAP NetWeaver application server and is available for different platforms and database. You can check all the releases of SAP SRM on SAP Market place under **Product Availability Matrix (PAM)**.

SAP SRM Bidding Engine

SAP SRM Bidding Engine can be used to create and process requests for bids; bidders can submit bids and other functions in RFx.

Bidding engine defines the rules for bidding and bidders can use it to submit bids in the system.

SAP NetWeaver BI

In SAP SRM spend analysis, BI is primarily used and requires Application server ABAP on the same system. It may also require Java Application server and SAP Enterprise portal.

SAP NetWeaver Enterprise Portal

This is used as an entry point for users to manage applications and information related to SRM. It provides role-based and secure access to applications and services.

Online Transaction Processing System

Various systems can be used for backend transaction processing to manage material and financial queries. SAP ERP system can be used and data exchange occurs between SAP SRM and SAP ERP system.

You can also install SAP SRM as standalone without a backend system.

Live Auction Cockpit Server

LAC web presentation server is a J2ee based software application. This provides the user with an option of real time bidding, real time monitoring and reverse auction options.

Apart from these, technology component also includes SAP Process Integrator for integrating processes from different systems, SAP GUI for configuration and R/e plug in for data exchange between one or more R/3 systems and other components.

End of ebook preview

If you liked what you saw...

Buy it from our store @ <https://store.tutorialspoint.com>